

Tilt Train

Carriage layout

You can take the Tilt Train to your favourite Queensland coastal destinations between Brisbane and Rockhampton, and between Brisbane and Cairns. This is a visual guide of the Tilt Train that shows the general layout of the train

and accommodation options available. Please note the actual service may vary to this illustration which is a representation only.

Cairns service

Train layout

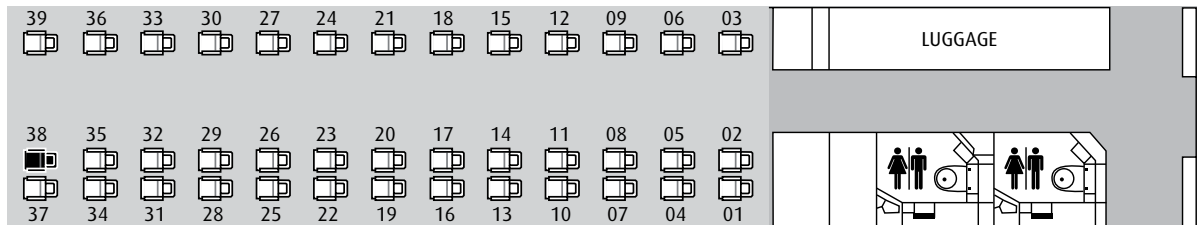
Baggage car–Business class seating car #1x3–Galley car–
Business class seating car #2x2

Carriage layout


Business class seating car #1



Business class seat
Cairns Tilt Train



Business class seating car #2



Rockhampton service

Train layout

Business class seating car–Economy class seating car x5

Carriage layout

Business class seating car



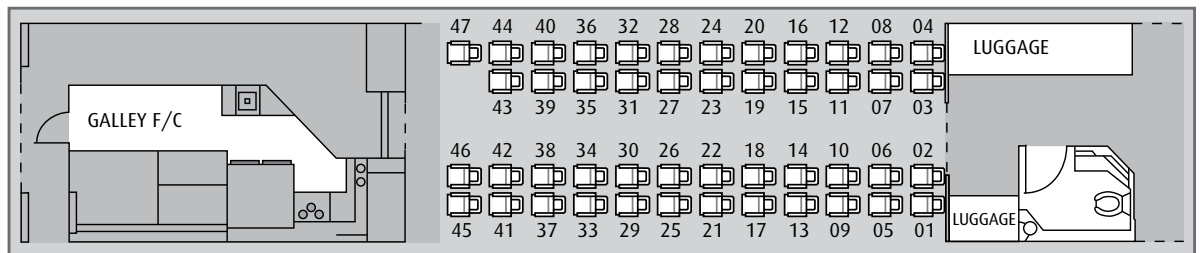
Business class seat
Rockhampton Tilt Train



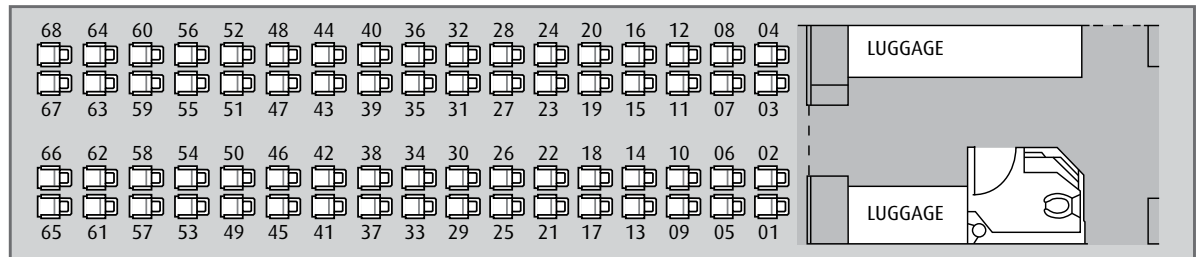
Economy class seating car #1



Economy class seat



Economy class seating car #2



The Rockhampton service has different types of economy class seating cars and above layouts are an example of two of the five types.