























Bundamba Station Platform Access Map

CORE ZONE

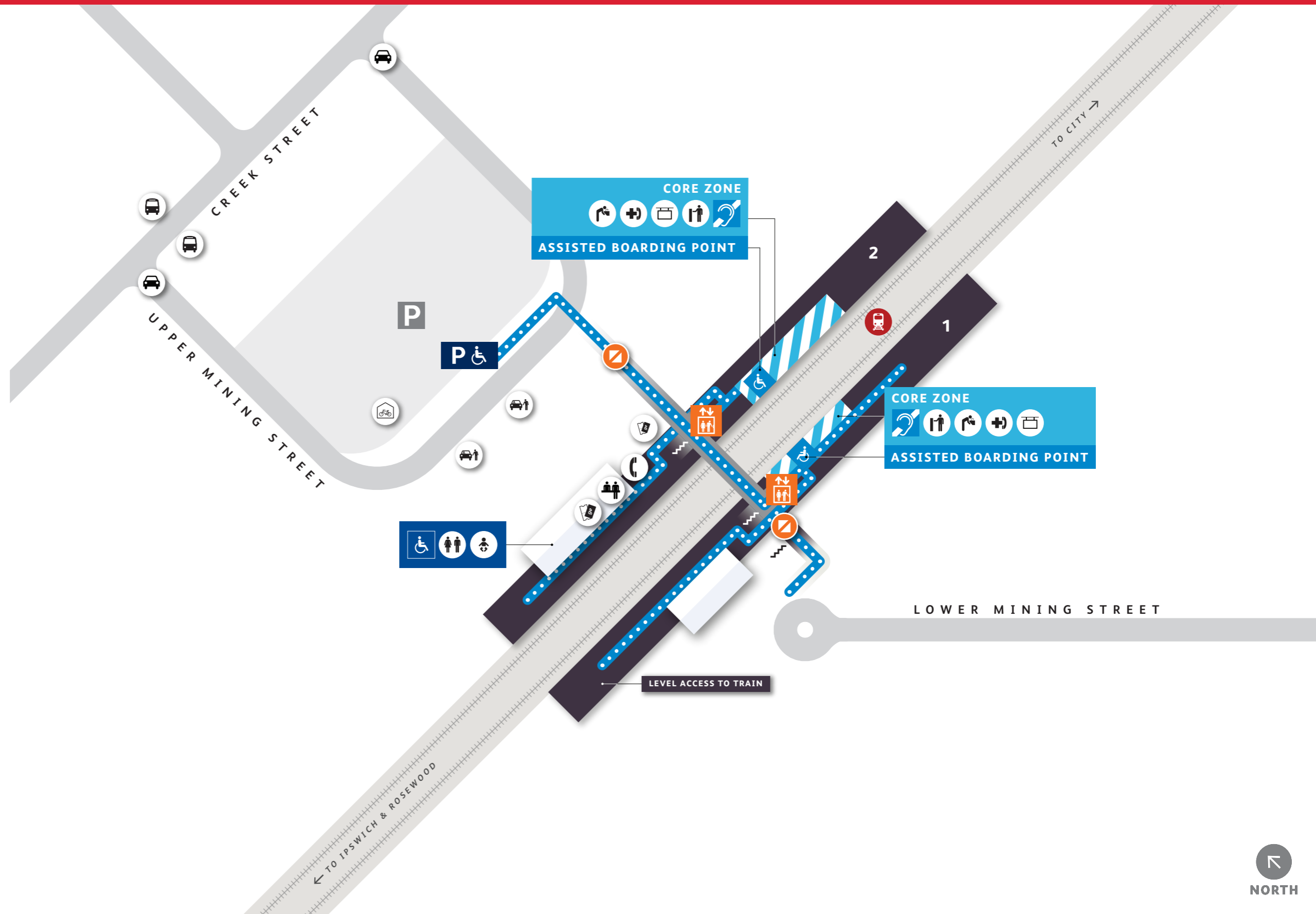
-  Assisted Boarding Point
-  Hearing Loop
-  Help Phone
-  Next Train Information
-  Customer Information Screen
-  Drinking Fountain
-  Payphone
-  Customer Service Window

STATION FEATURES

-  Entry
-  Accessible Parking
-  Accessible Path of Travel
-  Parking
-  Tickets/ Fares
-  Lift
-  Stairs
-  Accessible Toilets
-  Toilets
-  Baby Change
-  Bike Enclosures
-  Vehicular Entry
-  Bus Stop
-  Kiss'n'Ride

OTHER FEATURES

- Shelter
- Priority Seating
- Tactile Ground Indicators



Design features of toilet and carparking facilities can vary between stations.