


















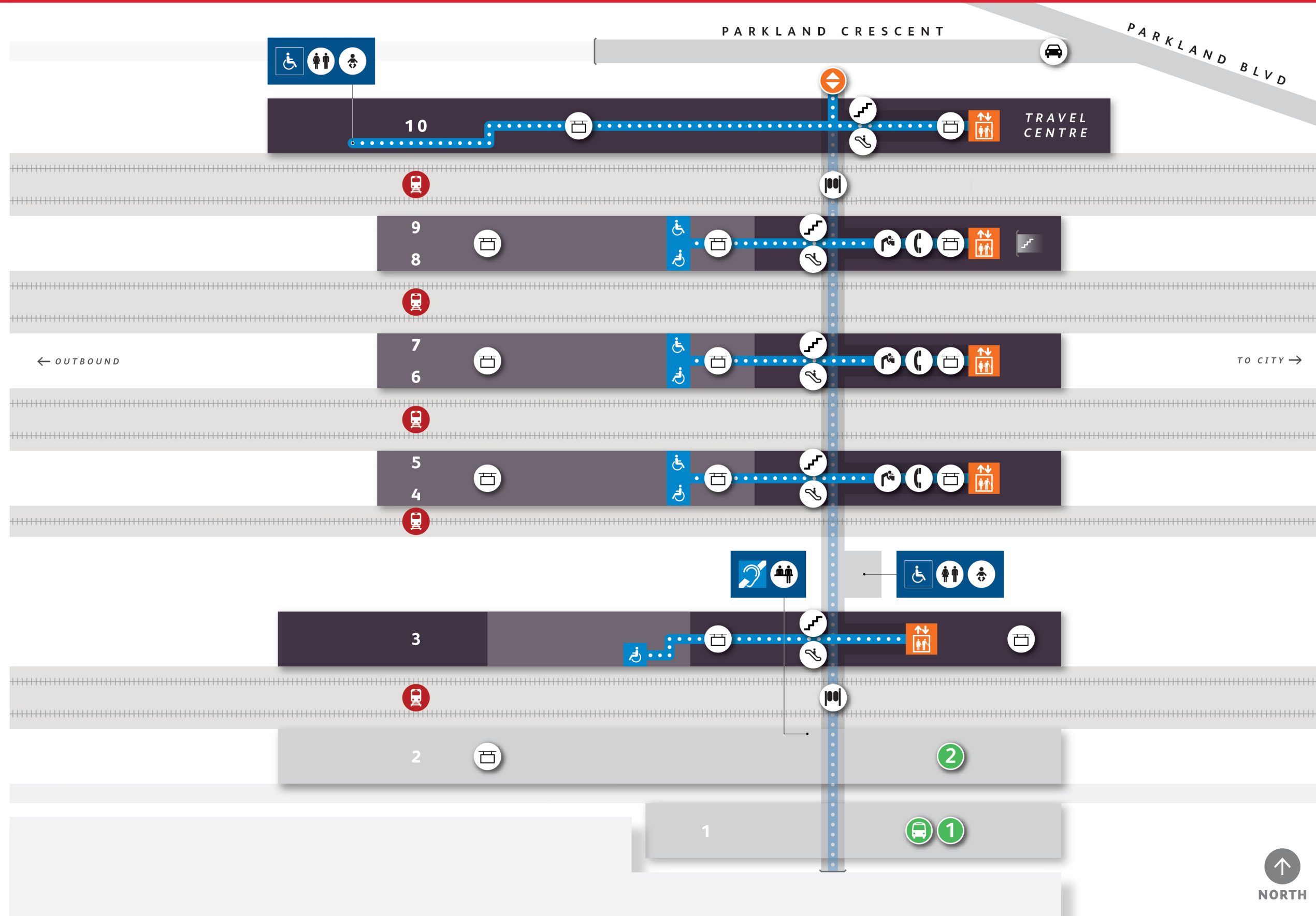
Roma Street Station Platform Access Map

STATION FEATURES

-  Assisted Boarding Point
-  Hearing Loop
-  Entry
-  Accessible Path of Travel
-  Lift
-  Stairs
-  Escalator
-  Drinking Fountain
-  Fare Gates
-  Customer Service Window
-  Customer Information Screen
-  Accessible Toilets
-  Toilets
-  Baby Change
-  Vehicular Entry
-  Payphone
-  Bus Interchange

OTHER FEATURES

- Shelter
- Tactile Ground Indicators



REFER TO CROSSRIVERRAIL.QLD.GOV.AU
FOR ACCESS ARRANGEMENTS
DURING CONSTRUCTION

Design features of toilet and carparking facilities can vary between stations.